




Pilling in Bloom

*Growing a greener, brighter village
— one bloom at a time.*





Introduction

Our Village

Pilling is a large village situated on the Wyre coastline; it is an extensive moss-land parish situated on the southern corner of Morecambe Bay.

Pilling is a working village where agriculture has always been the main industry, although in recent years tourism has become increasingly important.

Pilling in Bloom has always endeavoured to reflect Pilling's heritage with floral displays based on renovated agricultural equipment and recalling the railway era.

Our Group

We're a brand-new group of bloomers this year — Liz Kiersey (our chairperson), Lauren Butler, Chris Hankinson, Steve Philpotts, Mike Kiersey, Paul McWhertter, Harlie Mason and Josh Green — all neighbours who simply care about making the village look its best.

Since our AGM back in January, we've been meeting once or twice a week, rolling up our sleeves alongside other volunteers and steadily building something we're really proud of.





Aims, Objectives and Achievements

Our aim & objectives:

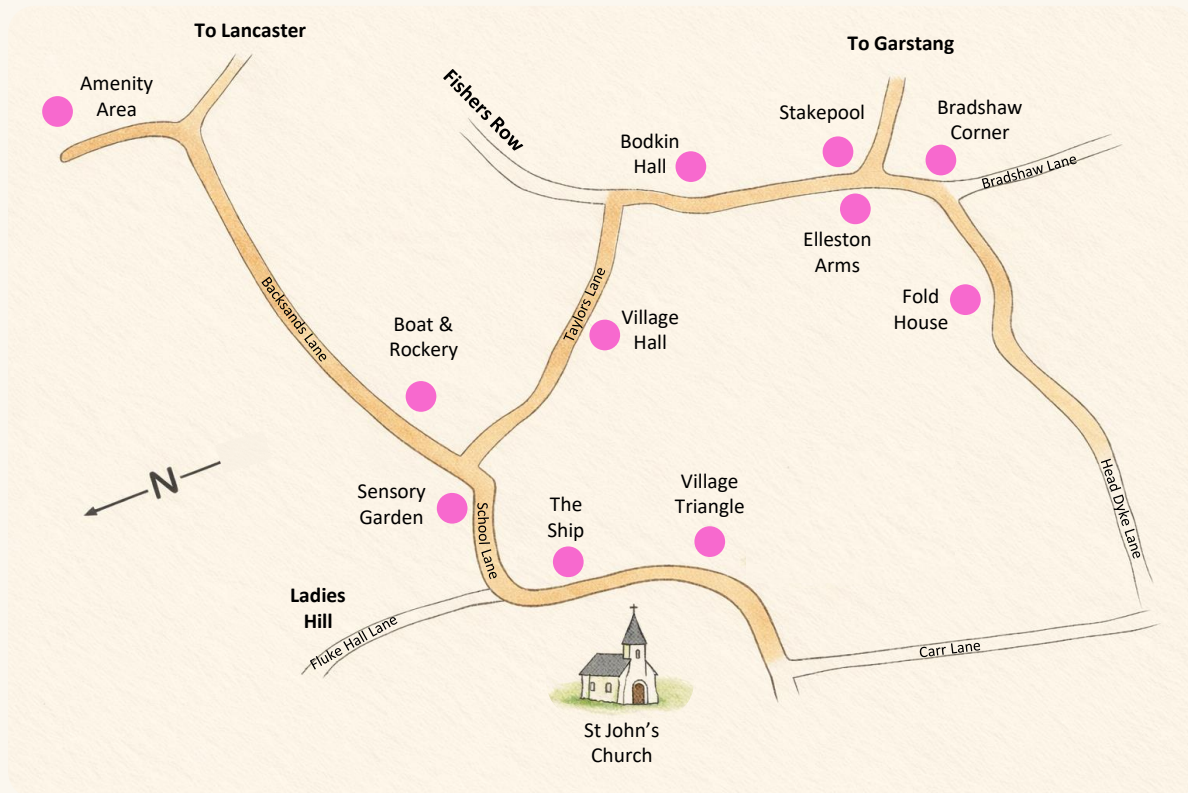
- Get the community involved as much as possible.
- Find ways to improve our village environment. Improve our biodiversity, increase pollinators.
- Create a plan to move to perennial and ever green plants.
- Raise awareness that the competition isn't just about horticulture.

We are extremely proud of what Pilling has achieved, especially in a short space of time and with completely new members.

- Secured a grant for rainwater harvesting, allowing us to get water butts for residents and rainwater features for both primary schools.
- Old St John's churchyard is protected and recognised for waxcaps, including *Gloioxanthomyces Vitellimus*.
- Established a new group of volunteers, gained the support of businesses and community groups.
- The amenity area is being put forward to become a British Heritage Site (BHS) for its biodiversity



Tour of the Village



Village Route

- 1** Pilling Village Hall – Displays & Community gardens and orchard
- 2** Village green triangle
- 3** The Ship
- 4** Sensory Garden
- 5** Boat, planters and rockery
- 6** Amenity Areas (orchids)
- 7** Bodkin Hall (farming heritage)
- 8** Stakepool planters and Elleston Arms
- 9** Bradshaw Lane corner (railway heritage)
- 10** Fold House (Pilling piglet)
- Return to Village Hall**



Horticulture

Overall impression

How we've achieved our aims in Pilling.

- Planted a community orchard through donated fruit trees.
- Created a community garden on village hall playing field from donated plants in our plant drop campaign.
- Created a spring bulb display area at the village hall from donations, including snowdrop harvesting.
- Replaced old tractor tyre planters with donated rockery stones.
- Created a shore theme on Backsands Lane, embracing coastal heritage.
- Protecting the wild orchids at the amenity area.
- We have included farming and railway heritage items in our displays
- Contacted local businesses to gather their support for developing their own premises
- Dedicated wildflower areas



Village Maintenance

It takes a community team

- Once we've planted much of our maintenance in the planters is the responsibility of our village's lengthsmen with the support of our in bloom team and other volunteers.
- The village hall grounds are maintained by a team of volunteers including Roger, who cuts the grass on a regular basis.
- Our chairman walks around the village regularly, as do other members of the team, during these walks, areas requiring maintenance are identified and added to our schedule of works for our weekly meet-ups. This has included weeding, splitting shrubs, bulb harvesting and replanting, watering and pruning.
- The Parish Council has a designated individual (Paul) who is the village tree monitor for all tree-related maintenance. He also has other volunteers to help him and give continuity, and a volunteer tree surgeon in the village for guidance.
- We held a public appeal via social media for plant donations from propagation or seedlings.
- All our compost gets replaced in the planters and comes donated from RSS Recycling, it's nutrient-dense and requires limited fertiliser. We use mulch for moisture retention and bug habitat.





Plant Selection

We have chosen themes for different areas and selected plants to suit the conditions and our aims:

- Bug hotel and new orchard – this is a community space attracting pollinators is the main aim as its sunny and sheltered. Plants came from the community plant drop for planting here - fruit bushes to serve the kitchen and community, and flowering shrubs, perennials and annuals.
- Damsons are a historical part of the village, with many farms having damson trees. Trees were planted in pairs for pollination.
- Banksands Lane/the shore – plants chosen to reflect the shore and marshland area
- Sensory garden – established sensory experience with a quiet place to reflect, plants include herbs for smell and touch and flowering bushes. Gaps have been filled, continuing theme.
- The ship – area for sustainability, wildflowers and perennials that will self-seed, can be quite shaded
- Bradshaw Lane corner – this area is close to one of Pilling’s caravan parks and planted in full summer colour to represent sun, sea, sky including stripy petunias for deckchairs and beach balls and full of pollinators.





Plant Quality

Encouraging the growth high-quality plants

- Plants we've purchased have been sourced locally and are mainly from Laburnum nurseries and are of a very high quality.
- We use new recycled compost donated locally to help the plants thrive. All plant donations are collected and kept for a couple of weeks before planting to monitor them before we introduce to established areas in case of pests and disease.
- Plants are planted based on the conditions and where best to allow them to thrive eg sunny, exposed, rocky
- Regular maintenance and watering by our team of volunteers helps keep the plants healthy





Environment

Local identity and Pride of Place

- Heritage items are the focal points of many displays around the village from the railway era, pilling pig and railway cart to farming with the seed drill, cheese press and milk urns to historical businesses that support our effort, such as the pottery which has donated a new pot for this year.
- The railway cart, seed drill and cheese press have all been refurbished by volunteers this year.
- The parish council have led multiple litter picks with community volunteers as have the scouts.
- The Bloom team have got the parish council to invest in a new pressure washer to clean all street furniture, bus shelters and road signs.
- We've invested in new signage for the sensory garden and are due to receive an RNIB QR code for sensory experience.
- We have worked with village hall team to have dedicated planted areas to support wildlife and pollinators alongside a functional space for leisure, and have different grass cutting lengths to protect wildlife. We've also worked with volunteers at Amenity area to recognise the wildlife and significance of the area and not mow to protect orchids.
- We have replaced tractor tyre planters with a rockery to be more in keeping with the area.





Natural Environment

The natural environment

- Many areas of Pilling are monitored for wildlife and biodiversity from the amenity area with its wild orchids, moths, and birds. Protected site at the old church for wax caps. The village hall field is habitat to many species and used by Wyre countryside rangers for the vast diverse species and allowing the site to be functional and biodiverse. In the new planted area, we have included a new bug hotel which the cubs filled and had an education session.
- The brownies replaced roof of another bug hotel with a living roof. We have active toad patrols in the village and earlier in the year at the snowdrop walk the bloom team gave out bird boxes that had been donated and asked people who took them to keep us informed – we have nesting birds in some of the boxes.



Conservation and Biodiversity

- Throughout Pilling, biodiversity and wildlife are closely monitored by local volunteers, including frogs, owls, wax cats (which are protected) and wild orchids at the amenity area. We were donated bird boxes as part of our in Bloom efforts.






Environment Management

Local Management

- As part of our bloom campaign, we managed to secure a grant through The Lune Rivers Trust for rainwater harvesting. We have used this grant to buy residents across the village water butts, encouraging volunteers who live near planters to water them as well as encouraging community to grow their own and give spares to our plant drop. We supplied water butt's to both schools for their educational growing initiatives.
- We have been using salt solutions for weed killer, mulch for water retention and bug friendliness. All our waste is taken down the road to RSS recycling and our compost and mulch collected to keep it local. We have recycled cardboard from the shop and used as a weed/compost barrier
- Regular litter picks are done by volunteers and poo bins are emptied by volunteers. We have made public appeals to help keep the village tidy. We have approached businesses that need tidying, some have made donations e.g. golden ball others like Siromer Ltd have offered to pay for any plants if volunteers have the time this will done later on in the year.





Community

It takes a village ... Year-round Activities and Future Commitments

January

A decision made to enter in Bloom and use it as a way to get the community involved and working together. Plan drawn up to attract volunteers.

February

- General advertising campaign launched to get involved in bloom
- First volunteers signed up, AGM held and committee formed
- Areas requiring maintenance were identified and job list created
- Primary schools competition launched to draw cover for parish magazine and bloom portfolio of flowers/garden
- Sculpture competition launched for secondary school age
- Businesses and community groups approached and asked for support/donations
- Community appeal by crochet group to get involved in making flowers and post box toppers
- Attend meeting at Wyre to find out more information, met Garstang in Bloom who offered advice
- Weekly sessions started for weeding and maintenance.

March

- Orchard planted
- Launched rainwater harvesting initiative.
- Village participated in Great British spring clean
- Meeting with Lune Rivers Trust to discuss rainwater harvesting grant
- In Bloom had a stand at village snowdrop walk to raise awareness and sign up volunteers
- Talk given to mothers union to raise awareness and get support
- New bug hotel made by village volunteer for village hall following appeal for help
- Plant drop launched
- Weekly sessions continue, weeding, tidying, recycling old compost, old tyres taken to recycling centre

April

- In-focus article published
- Pilling plant drop advertised
- Planting plan for village created by volunteers
- Snow drops harvested and planted
- quiz advertised
- all age scout groups held a bloom day filling bug hotel and litter picking
- Brownies made seed snails and living roof for bug hotel for the sensory garden
- Pilling Nursing home residents get involved colouring flower pictures
- weekly sessions continue weeding, tidying, new compost added, and planting starts. Huge trailer of mulch delivered as a donation from local business. New donated rockery constructed.

Community

It takes a village ... Year-round Activities and Future Commitments

May

- In bloom quiz fundraiser
- Water butts arrived and distributed, including installation at St William's school
- Refurbishment of railway cart and cheese press by volunteers
- Meeting with Wyre countryside rangers to discuss wildlife in Pilling
- Parish magazine hand delivered to all residents containing articles on in bloom, water butts and litter pick and front cover designed by primary school winner for in bloom
- Businesses revisited to check on progress
- Café volunteers gardening corner launched with gardening magazines to read
- Attend second Wyre meeting
- Meet with Wyre in Pilling
- Plant drop donations continue
- Environment agency approached to ask for broken fencing and benches to be replaced, and permission sought for information board at sensory garden and the amenity area
- Weekly community sessions continue

June

- in focus article published with update
- Information boards at sensory garden and amenity area, costed and ordered
- Advert for July litter pick published on notice board and social media
- Sculpture for the village hall made by two local businesses working together
- Second batch of water butts arrived and were distributed
- Weekly sessions continue with planting, weeding, maintenance and watering as required throughout the week.



July

- Second village litter pick is due to take place on 11th July
- Judging
- Sculpture installation
- Volunteer social

August

- Pilling show for all things horticulture and craft in the village

Welcome to Focus Magazine...

Moon Charitable Trust	4
Hambleton Sewing Group	4
Table Top Sale	5
Knot End Golf Club Coffee Morning	5
Over Wyre Gardening Club	6
Knot End Library	6
Mobile Library Service	9
Over Wyre Veterans Group	11
Pilling in Bloom	11
Hambleton Choral Group	12
Ladies of Over Wyre	13
Holy Week & Easter Services	13
St John the Baptist Church	14
Pilling Methodist Church	15
Pilling Methodist Church	15
St James's Church Stainine	16
Over Wyre UHC	19
Hope Community Care Hub	19
Pilling Band 200 Club	24
Carton's Primary Charity School	31
Preesall Fleetwood's Charity School	32
RSPCA	35
Preesall Town Council	36
Hambleton Parish Council	37
Stainine Parish Council	38
SSRA	39
Pilling Parish Council Annual Meeting	39
Garstang & District Lions	39
Sequence Dancing	41
Wyre Speakers Club	41
Garstang Camera Club	42
Sharon's Gardening Snippets	43
Great Eccleston Gardening Club	45
Rotary	45
Over Wyre Community Choir	46
Cardiac Risk in the Young	47





Development and Continuity

Long-term sustainable management of Pilling

- Plans include information boards for the amenity areas and village hall to educate and raise awareness of biodiversity.
- Through awareness this year, villagers are already planning to sow and propagate plants for next year's Village in Bloom competition, with many using their water butts in the process.
- Public appeal for propagation to take place and cuttings to be taken to be used to fill gaps and work towards a more sustainable village bloom entry, rather than buying new ones each year.
- Bloom has the financial support of the parish council, and going forward a lengthsman will support the volunteers.
- Areas in the village needing renovation have been identified and plans have been drawn up to repair and develop over the coming 12 months
- Once the future building work at the village hall has been completed, we hope to install a water harvesting feature.






Communication, Education & Awareness

Inclusive community

- We have worked with the schools, donating water butts to support the education from the rainwater harvest.
- Both schools have taken part in “forest school”. St Williams created a prayer garden, planting flowers and vegetables.
- St John’s School made biodegradable plant pots, raised caterpillars and set them free as butterflies. They grew peas and edible flowers.
- We raised awareness by having competitions for all school-aged children, promoting these through the schools and social media for secondary. Held craft sessions at the Snowdrop Walk.
- For the whole community, we have used social media, posters in parish notice boards and businesses’, regular articles in ‘In Focus’, news articles in our parish magazine and in-person talks to community groups.
- Involved Scouts and Girl Guides groups, the cubs achieved their world challenge badge by assisting in filling the bug hotel and identifying bugs. Brownies have made mini David Attenborough’s to celebrate his 100th birthday, seed snails and a living roof on the bug hotel.
- We are installing an information board at the sensory garden
- Facebook post to educate about the wild orchids at the Amenity area and all Bloom activities.
- The care home residents have been involved in colouring pictures of flowers, bugs and admiring flowers





Pilling in Bloom

Support and Funding

- Our campaign is funded by the village parish hall, WBC, raised money from the village quiz night, a grant from the Moon Trust, local businesses have donated financially, donated items, and decorated their premises.
- We saved money through the public donation of plants
- We have held litter picks, general tidy / maintenance sessions

Thank you to our team of volunteers, everyone who has donated and the businesses who have contributed and supported our campaign



Winning School Pictures